




SLIM



AUTMIND



Slim

04 **Insight**

08 **Line**

12 **Square**

16 **Cross**

20 **Focus**

Porte a battente
Hinged doors

Porte scorrevoli
Sliding doors

Informazioni tecniche
Technical information

Materiali e finiture
Materials and finishings

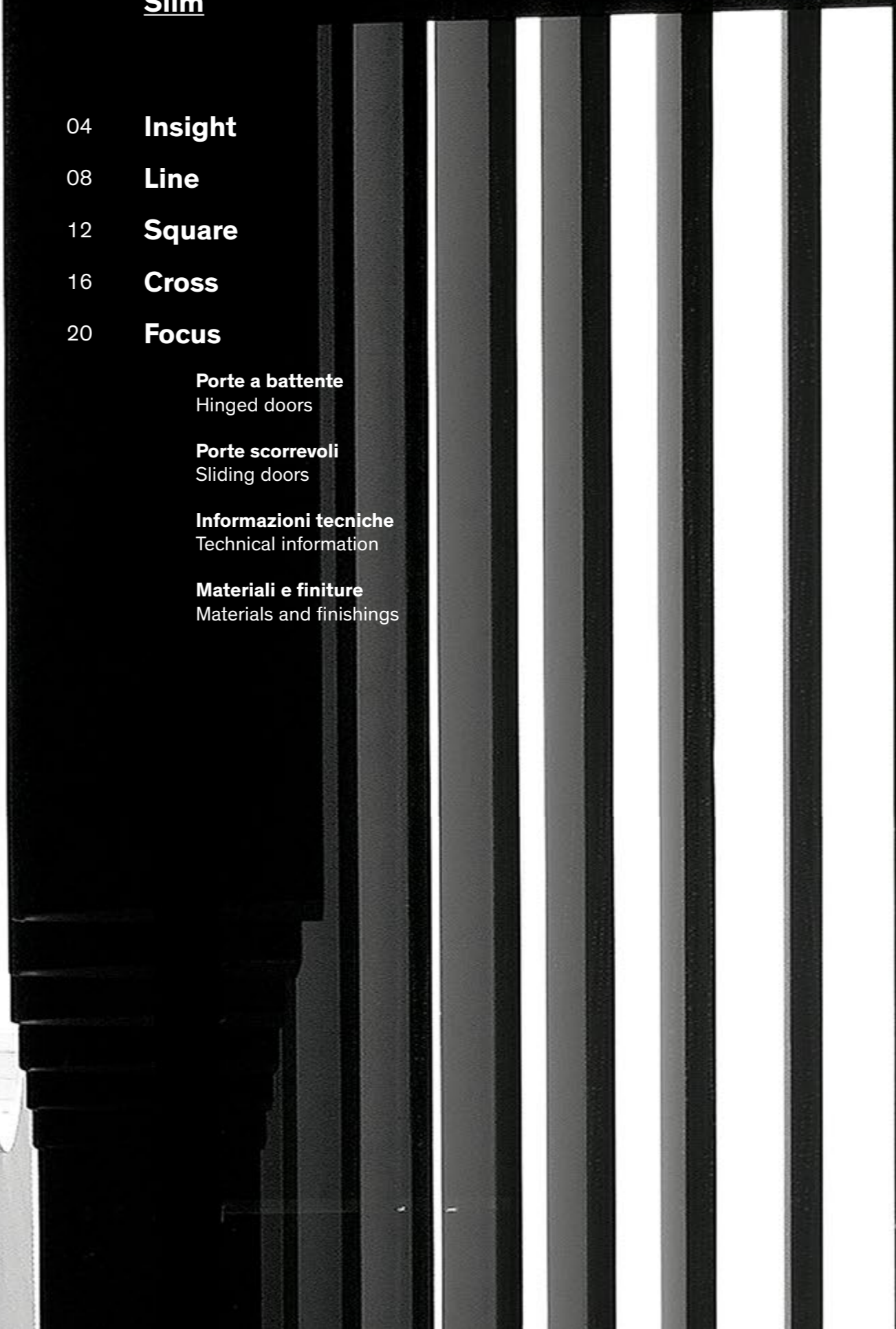


Figure bidimensionali si espandono nello spazio disegnando volumi e dimensioni che ritmano l'architettura. La luce evidenzia i profili e amplifica la percezione in un gioco continuo tra pieno e vuoto, dentro e fuori, trasparenza e opacità.

Two-dimensional figures expand in space, drawing volumes and dimensions that give rhythm to the architecture. The light highlights the profiles and enhances the perception, in a continuous play between full and empty, inside and outside, transparency and opacity.



Insight



Elemento base nella progettazione, la linea assume un ruolo cruciale nel definire gli ambienti tracciando pareti che diventano divisione, ma anche aperture e passaggi, in continuo dialogo con l'ambiente circostante.

The most basic design element, the line, takes on a crucial role in defining spaces by tracing walls that become division, but also openings and passages, in a constant dialogue with the surrounding environment.

Line

Il vetro della parete Slim può essere trasparente, acidato, extrachiaro, colorato o a cristalli liquidi polarizzato. I pannelli ciechi sono in melaminico disponibile in vari spessori e finiture. Il profilo in alluminio, di serie ossidato argento, può essere fornito nei colori bianco o nero.


Slim wall glass can be transparent, etched with a film effect, extra-clear, colored or polarized with liquid crystals. The blind melamine panels are available in various thicknesses and finishes. The standard aluminium profile is in oxidized silver, and is also available in black and white.



Square

Quadrato ma anche piazza, paradigma regolare per scandire gli interni e luogo di incontro per creare le relazioni: gli ambienti si modulano a seconda delle diverse funzioni operative.

The regular paradigm that defines interiors and meeting places is the square, that creates relationships, so that each environments is modulated according to the different operational functions.





La giunzione tra le lastre è realizzata con profilo ad H in policarbonato trasparente, resistente ai raggi ultravioletti, con biadesivo che consente di ottenere la massima tenuta e omogeneità tra le superfici vetrate; i pannelli sono uniti tra loro o con i vetri da profili in alluminio.

The joint between glass plates consists in a H transparent polycarbonate profile (UV-lights resistant) with biadhesive, which offers the maximum grip and uniformity between the glass partitions; the panels are connected with each other or with the glass through aluminium profiles.

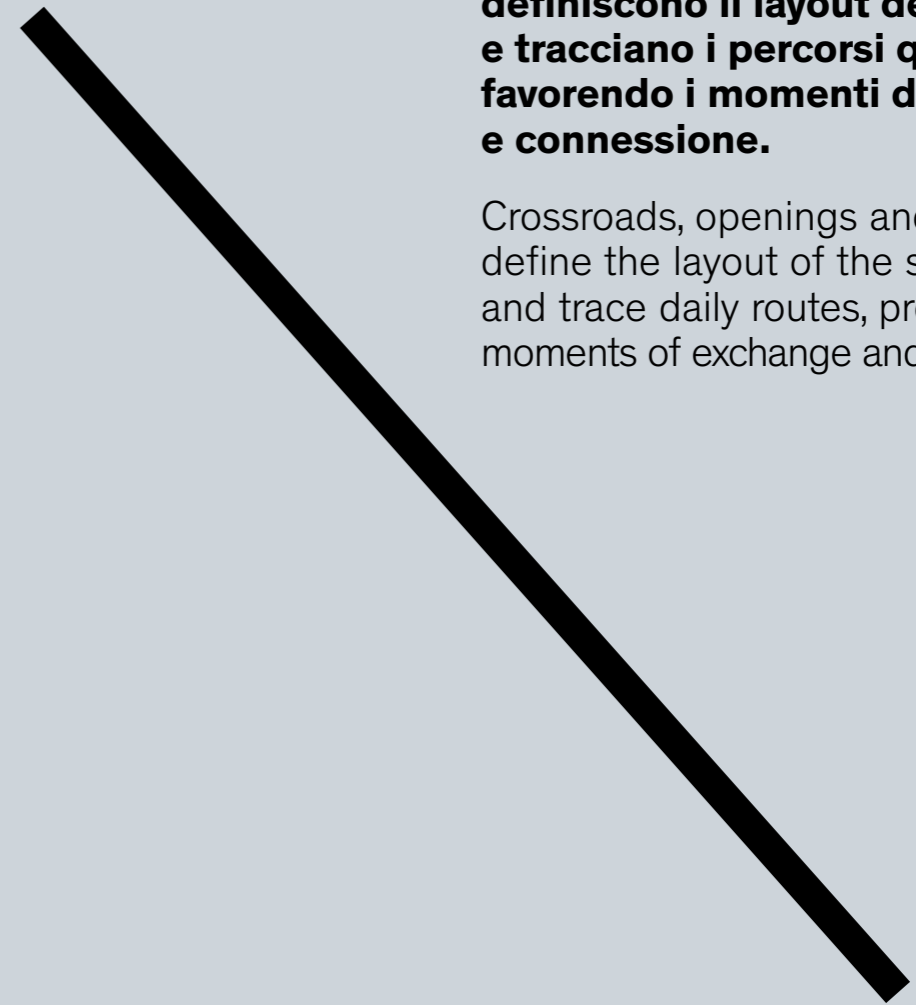




Cross

Incroci, aperture e passaggi definiscono il layout degli spazi e tracciano i percorsi quotidiani, favorendo i momenti di scambio e connessione.

Crossroads, openings and passages define the layout of the spaces and trace daily routes, promoting moments of exchange and connection.





Slim è un sistema molto versatile e di facile installazione che mette a disposizione del progettista soluzioni illimitate per ripartire uffici e spazi di lavoro, contesti pubblici e contract, così come ambienti residenziali.

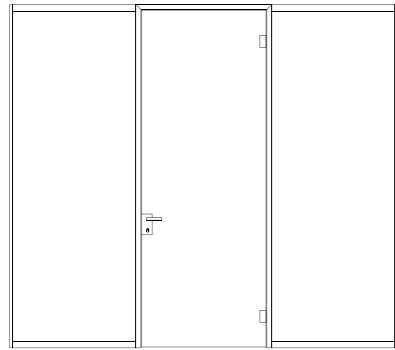
Slim Partitions is a very versatile system that is easy to install, providing the designer with unlimited solutions, not only to divide workspaces and offices, but also for residential solutions, public spaces or contract projects.

Focus

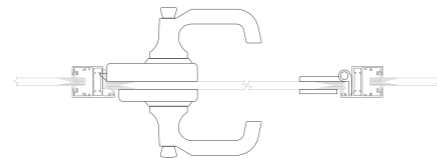
Porte a battente e scorrevoli
Hinged and sliding doors



Porte vetro filo lucido
Frameless tempered glass door



Sezioni Orizzontali
Horizontal Sections

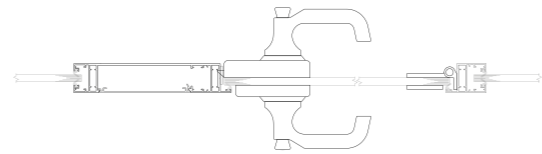
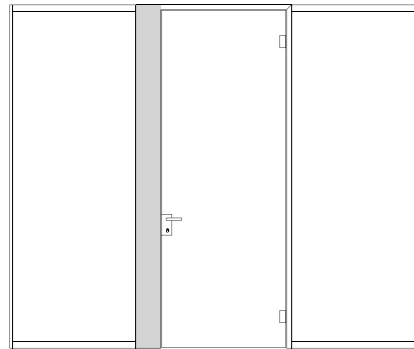


Sezioni Verticali
Vertical Sections



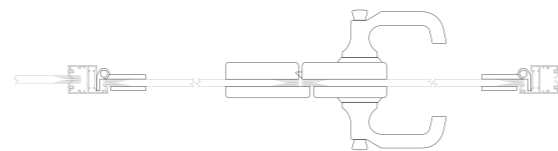
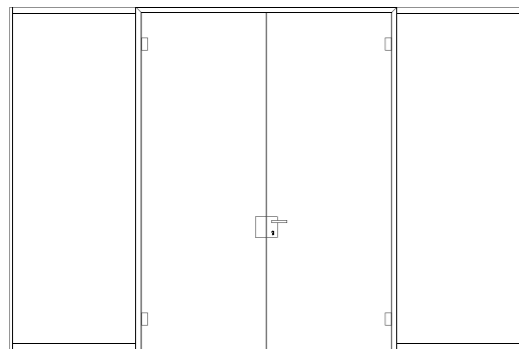
ABSC.C

Anta battente singola tutta altezza
Full-height single hinged door




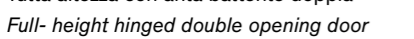
ABST.C

Anta battente singola con vano tecnico tutta altezza
Full-height single hinged door with technical module

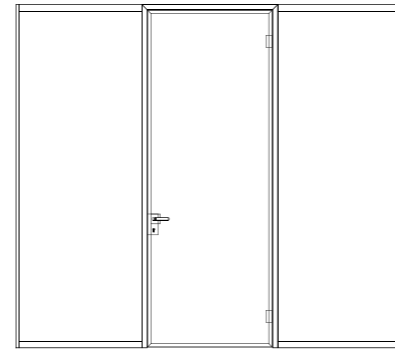


ABDC.C

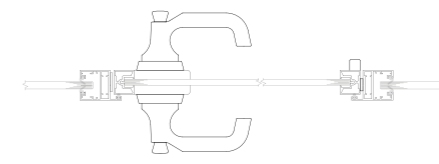
Tutta altezza con anta battente doppia
Full-height hinged double opening door



Porte vetro intelaiate
Glass framed doors



Sezioni Orizzontali
Horizontal Sections

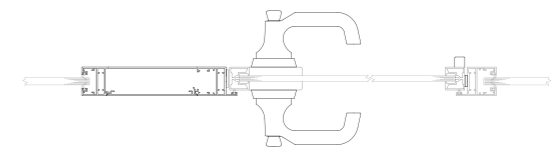
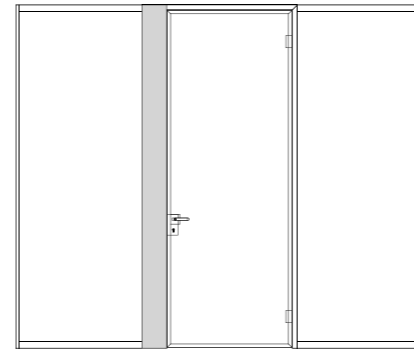


Sezioni Verticali
Vertical Sections



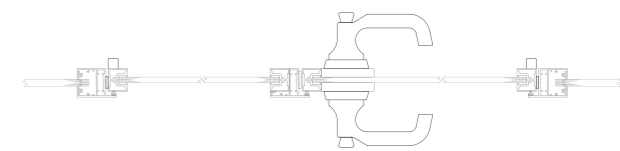
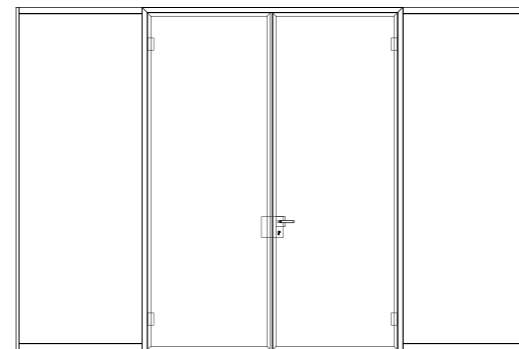
ABSC.C

Anta battente singola tutta altezza
Full-height single hinged door



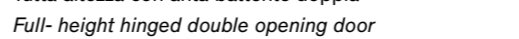
ABST.C

Anta battente singola con vano tecnico tutta altezza
Full-height single hinged door with technical module




ABDC.C

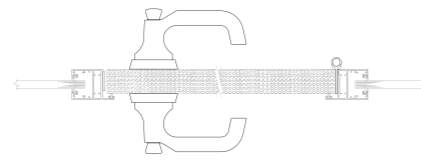
Tutta altezza con anta battente doppia
Full-height hinged double opening door




Porte con anta cieca in legno
Blind wooden doors



Sezioni Orizzontali
Horizontal Sections


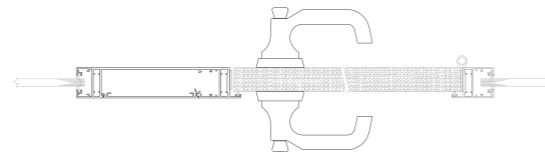



Sezioni Verticali
Vertical Sections




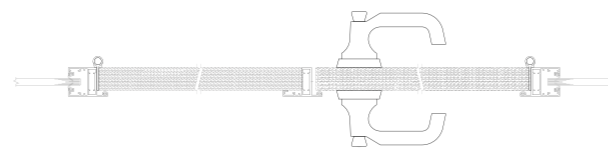

ABSC.C

Anta battente singola tutta altezza
Full-height single hinged door



ABST.C

Anta battente singola con vano tecnico tutta altezza
Full-height single hinged door with technical module

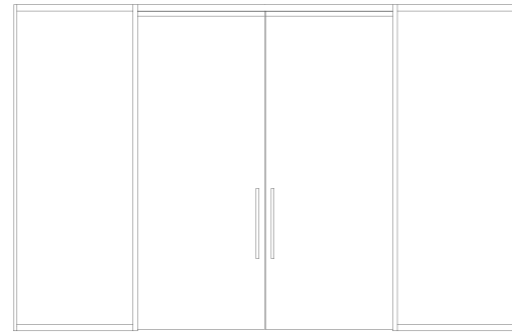



ABDC.C

Tutta altezza con anta battente doppia
Full-height hinged double opening door



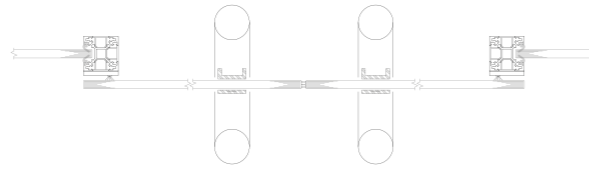
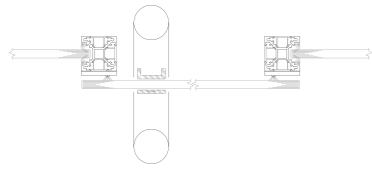
Porte scorrevole con anta in vetro filo lucido
Frameless tempered glass sliding door



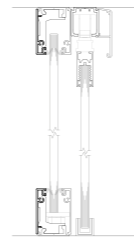
ASSC
Anta singola
Single door

ASDC
Anta doppia
Double opening door



Sezioni Orizzontali
Horizontal Sections



Sezioni Verticali
Vertical Sections



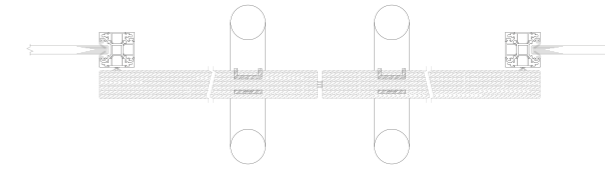
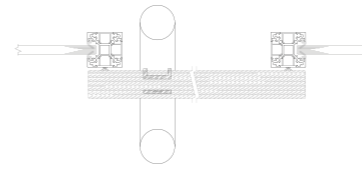
Porte scorrevoli con anta cieca in legno
Blind wooden sliding doors



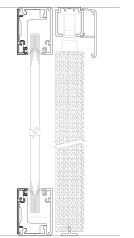
ASSC
Anta singola
Single door

ASDC
Anta doppia
Double opening door



Sezioni Orizzontali
Horizontal Sections



Sezioni Verticali
Vertical Sections



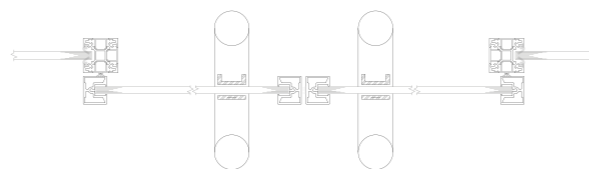
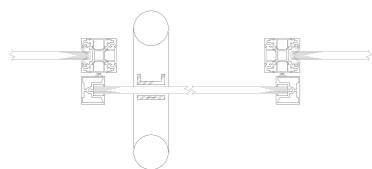
Porte scorrevoli con anta in vetro intelaiata
Framed glass sliding doors



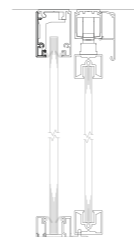
ASSC
Anta singola
Single door

ASDC
Anta doppia
Double opening door

Sezioni Orizzontali
Horizontal Sections



Sezioni Verticali
Vertical Sections

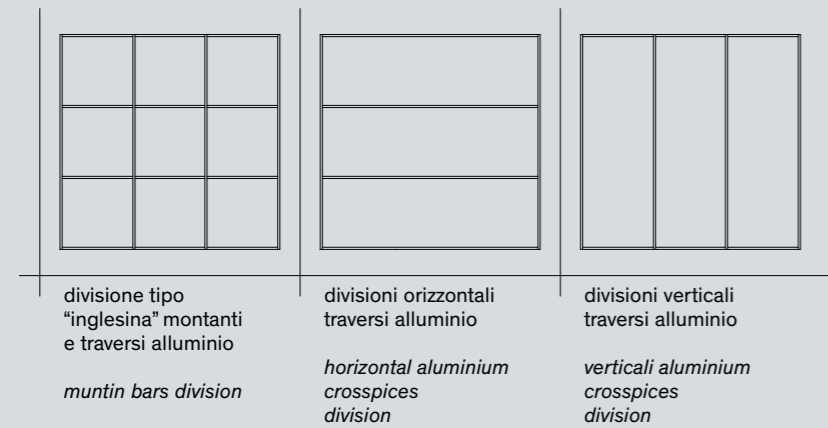


Informazioni tecniche

Technical information

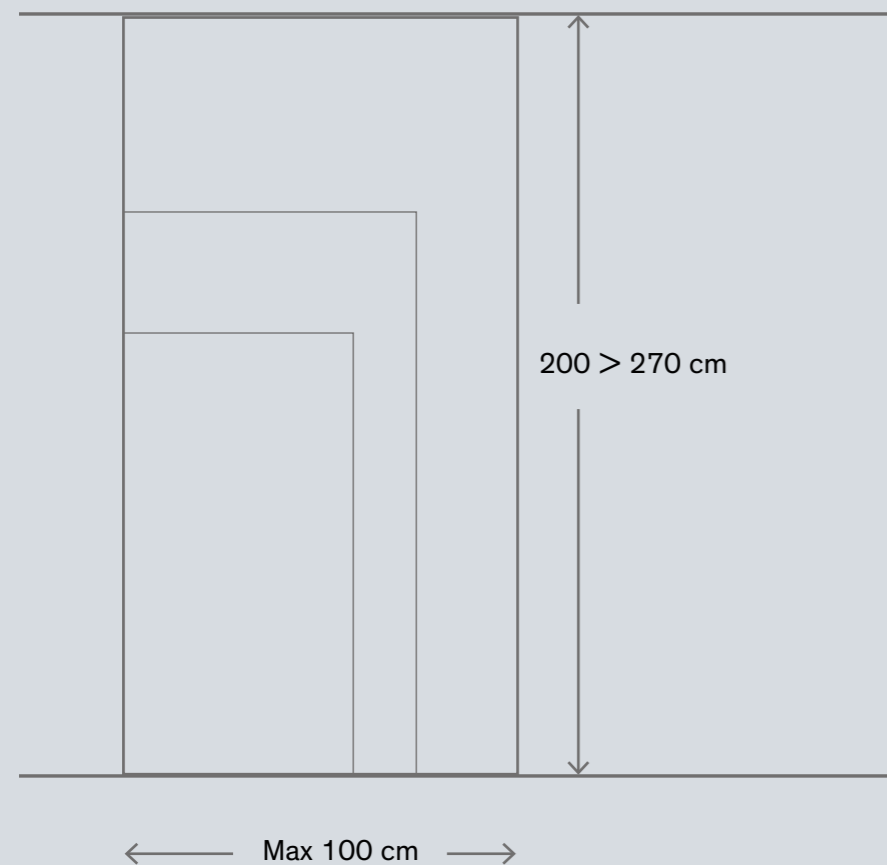
Divisioni verticali e orizzontali pareti

Horizontal and vertical wall partitions



Limiti massimi e minimi del sistema

Minimum and maximum system limits

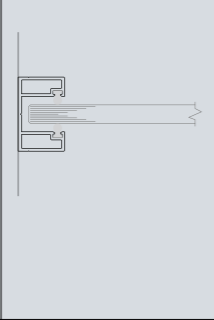
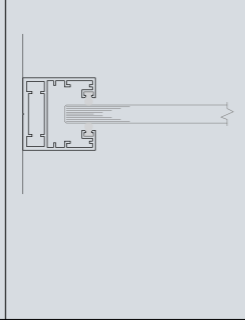
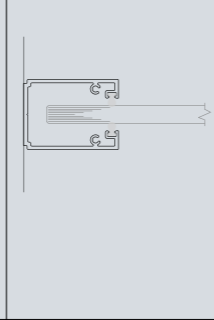
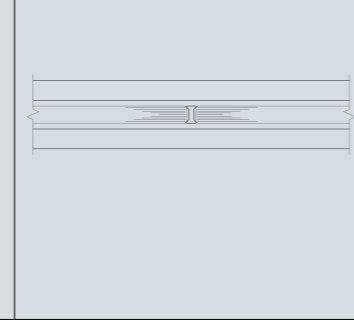
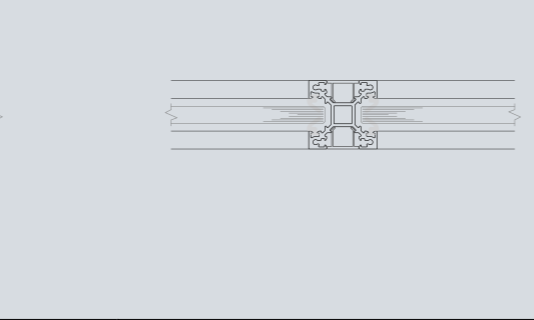
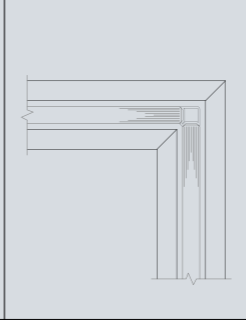
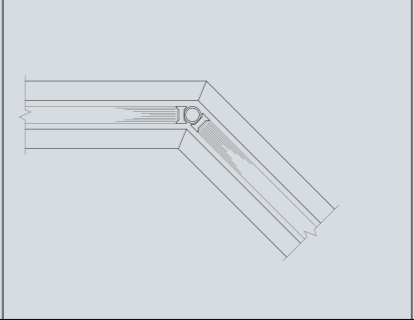
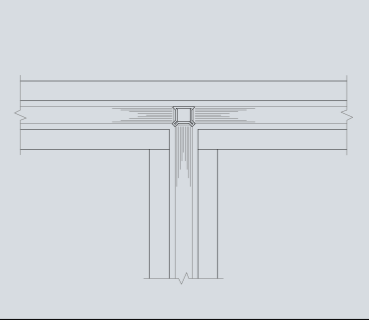
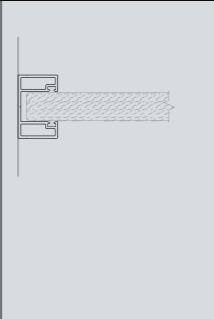
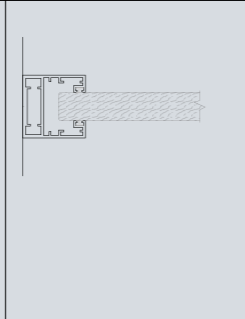
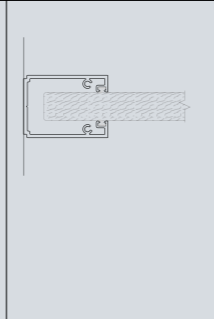
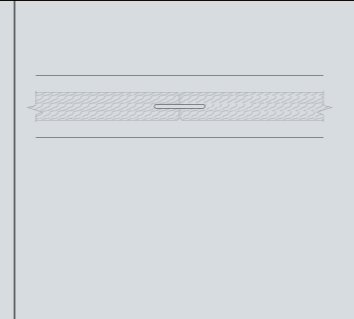
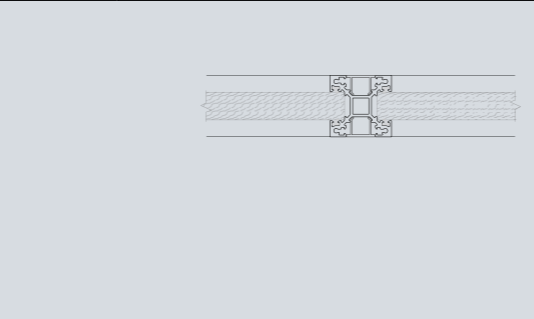
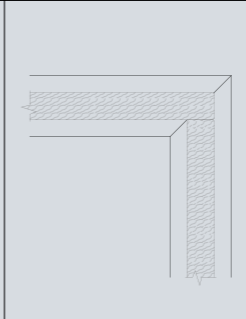
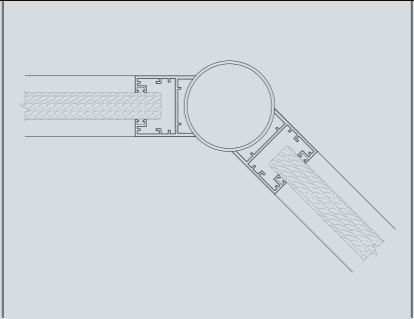
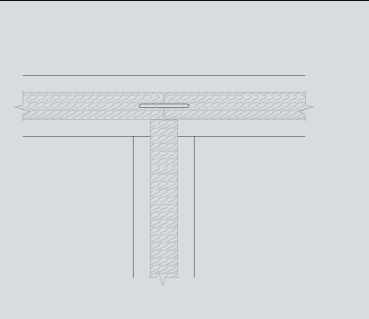


Parete in vetro e cieca - sezioni verticali

Blind and glass partition - vertical sections

	01.S vetro glass	04.S cieco blind panel
CEH binario soffitto h54 ceiling profile h54		
CEL binario soffitto h25 ceiling profile h25		
FEL binario pavimento h25 floor profile h25		

Nodi e giunti - sezioni orizzontali
 Wall junctions - horizontal sections

	WEL partenza h 25 starting profile h 25	WEM partenza h 40 starting profile h 40	WEH partenza h 54 starting profile h 54	VJS giunzione lineare linear junction	VJP giunzione lineare montante alluminio linear continuous aluminium junction	VJC giunzione angolo 90° 90° corner junction	VJV giunzione angolo variabile adjustable corner junction	VJT giunzione a 3 vie three-way junction
01.S vetro glass								
04.S cieco blind panel								







Configurazioni porte in vetro
Glass doors layout

	anta a battente singola <i>single swinging door</i>	anta a battente singola con vano tecnico <i>single swinging door with technical module</i>	anta a battente doppia <i>double swinging door</i>
vetro filo-lucido tutta altezza <i>full-height frameless tempered door</i>			
vetro filo-lucido sopraluce <i>frameless tempered glass door with glass fanlight</i>			
vetro intelaiata tutta altezza <i>full-height framed glass</i>			
vetro intelaiata sopraluce <i>framed glass door with glass fanlight</i>			

Configurazioni porte cieche
Blind doors layout

	anta a battente singola <i>single swinging door</i>	anta a battente singola con vano tecnico <i>single swinging door with technical module</i>	anta a battente doppia <i>double swinging door</i>
cieca intelaiata tutta altezza <i>blind full-height framed door</i>			
cieca intelaiata sopraluce <i>blind framed door with glass fanlight</i>			

Porte scorrevoli in vetro e porte cieche
Sliding doors with glass or melamine module

	anta scorrevole singola <i>single sliding door</i>	anta scorrevole doppia <i>double opening sliding door</i>
vetro filo-lucido tutta altezza vetro singolo <i>full-height single tempered glass door</i>		
vetro intelaiata tutta altezza <i>full-height framed glass door</i>		
cieca tutta altezza <i>full-height blind door</i>		

Materiali e finiture

Materials and finishings

Metalli

Metals

Alluminio
Aluminium



ALLUMINIUM

Alluminio verniciato
Painted aluminium




PURE WHITE RAL9010




JET BLACK RAL9005

Vetri

Glass




EXTRA-CLEAR



SMOKED GRAY



ETCHED



ETCHED WHITE MILK

Vetri colorati
Colored glass




POLAR WHITE



BLACK



GREY



RED

Vetri polarizzati
Polarised glass




OFF




ON

Legni Wood

Laminati Laminated



WHITE RAL9010




LIGHT GRAY RAL7036



DARK GREY RAL9005



OAK



CHERRY



MOKA

Maniglie Handles



ALU



KUBO



MINI



PUNTO



PURE



BAAR



LIEVE



PEPE



WIND



ATLANTA

credits

Agency: Lkmstudio
Art direction: Riccardo Zanette
Graphic design: Riccardo Marrone
Copy: Chiara Pagani
Virtual image: Giacobbe Falcier

3/11/35/36
photo: Andrea Pancino

6/19
HTM Hybrid Tower Mestre
ASA Studio Albanese
photo: Germano Borrelli
Andrea Garzotto

8/12/14
photo: Alex Ciobanu

Printed in Italy
by Grafiche Gemma
03.2023



Autmind è un brand di AD Solutions, da sempre sinonimo di alluminio: riconosciuta per l'expertise nei semilavorati, l'azienda ha creato un branch specifico nel settore delle pareti divisorie e la suddivisione degli spazi. Autmind ha all'attivo numerose realizzazioni ed è in grado di porsi come partner per gli studi di architettura nell'intero processo, dalla progettazione alla posa in opera.

Autmind, an AD Solution's brand, has always been synonymous of aluminium: recognized for its expertise in semi-finished products, the company has now created a specific branch in the field of partition walls and dividing spaces. Autmind is currently working on many projects and is able to be an active partner for architecture studios, both in the project phase and in the installation.

AUTMIND

Via Leonardo da Vinci, 4
30020 Torre di Mosto
Venezia, Italia

+39 0421 312169
info@autmind.it
www.autmind.it

autmind.it

AUTMIND